

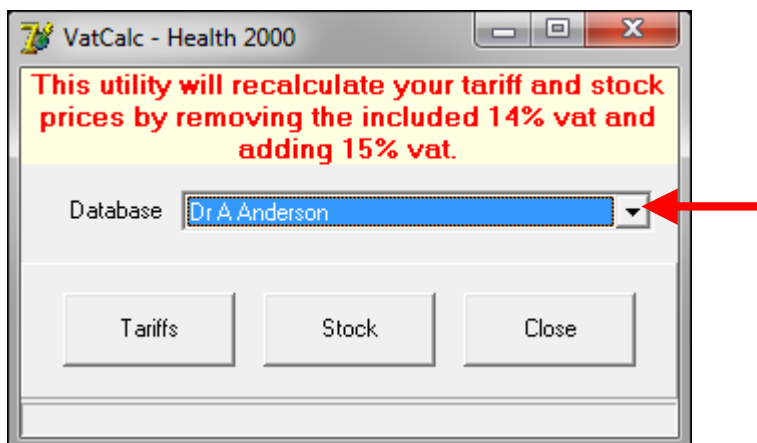
Steps to increase VAT from 14% to 15%:

Step 1:

Open our webpage at www.healthfocus.co.za and download the Health Focus VAT increase program called VatCalcHealth.exe.

Please save the downloaded file to the normal downloads folder. Once downloaded, run the program.

****Please Ensure a backup is made before running the application****

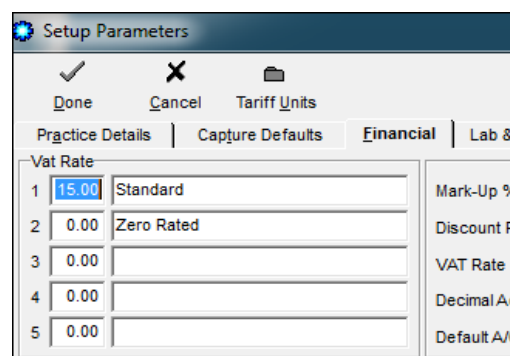
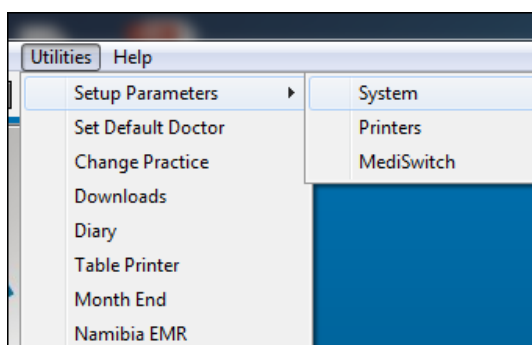


Step 1 Select your database using the drop down arrow as shown above.

Step 2 To increase the Vat percentage for tariffs, click the tariffs button.

Step 3 To increase the Vat percentage for stock, click the stock button

Once completed please confirm that the VAT percentage in the normal Health Focus program has increased to 15%. To confirm this, go to Utilities | Setup Parameters | System and Click on the Financial Tab and ensure the Vat Rate is now set to 15% as highlighted below



If you are a Medprax client, please download the newest Medprax price files and run the download.